



501, Mahakosh House, 7/5, South Tukoganj,
Nath Mandir Road, Indore - 452001. INDIA.
Phone : +91 731 2518124-25-26.
Fax : +91 731 2518127.
CIN: L27100MH1987PLC142326

RSAL/Secretarial/2014-15

14th October, 2014

To,
The Bombay Stock Exchange Limited
Phiroze Jeejeebhoy Towers,
Rotunda Bldg., Dalal Street,
Mumbai – 400001

Dear Sir,

Sub: Shareholding Pattern for the quarter ended 30th September, 2014

Re: Clause 35 of the Listing Agreement

In terms of the provisions of Clause 35 of the Listing Agreement, please find enclosed herewith "Shareholding Pattern" for the quarter ended 30th September, 2014.

This is for the information of the Exchange and members thereof.

Kindly arrange to take the same on record and acknowledge.

Thanking You,

Yours faithfully,

For Ruchi Strips and Alloys Limited

Deepak Upadhyay
Company Secretary
Encl: A/a

Introductory sub-table (I)(a)

Name of the Company : RUCHI STRIPS AND ALLOYS LIMITED

Scrip Code, Name of the scrip, class of security : 513295, RUCHISTR, EQUITY


Quarter ended : 30/09/2014

Partly paid-up shares:-	No. of partly paid-up shares	As a % of total no. of partly paid-up shares	As a % of total no. of shares of the company
Held by promoter/promoter group	5		
Held by public			
Total		NOT APPLICABLE	
Outstanding convertible securities:-	No. of outstanding securities	As a % of total no. of outstanding convertible securities	As a % of total no. of shares of the company, assuming full conversion of the convertible securities
Held by promoter/promoter group			
Held by public			
Total		NOT APPLICABLE	
Warrants:-			
No. of warrants		As a % of total no. of warrants	As a % of total no. of shares of the company, assuming full conversion of warrants
Held by promoter/promoter group			
Held by public			
Total		NOT APPLICABLE	
Total paid-up capital of the company, assuming full conversion of warrants and convertible securities			
			49995701



Statement Showing Shareholding Pattern

Category of Shareholder code	Category of Shareholder	Number of Shareholders	Table (I)(a)		Total shareholding as a percentage of total number of shares		Shares Pledged or otherwise encumbered
			Total number of shares	Number of shares held in dematerialized form	As a percentage of (A+B) ¹	As a percentage of (A+B+C)	
(I)	(II)	(III)	(IV)	(V)	(VI)	(VII)	(VIII)
(A)	Shareholding of Promoter and Promoter I						
	Indian						
(a)	Individuals/ Hindu Undivided Family	2	1305000	1305000	2.61	2.61	0
(b)	Central Government/ State Government(s)	0	0	0	0.00	0.00	0
(c)	Bodies Corporate	7	12830502	12830502	25.66	25.66	9953250
(d)	Financial Institutions/ Banks	0	0	0	0.00	0.00	0
(e)	Any Others(Specify)	0	0	0	0.00	0.00	0
(e-i)		0	0		0.00	0.00	0
(e-ii)		0	0	0	0.00	0.00	0
	Sub Total(A)(I)	9	14135502	14135502	28.27	28.27	9953250



2	Foreign								
a	Individuals (Non-Residents Individuals/ Foreign Individuals)	0	0	0	0.00	0.00	0	0	
b	Bodies Corporate	0	0	0	0.00	0.00	0	0	
c	Institutions	0	0	0	0.00	0.00	0	0	
d	Qualified Foreign Investor	0	0	0	0.00	0.00	0	0	
e	Any Others(Specify)	0	0	0	0.00	0.00	0	0	
e-i		0	0	0	0.00	0.00	0	0	
e-ii									
	Sub Total(A)(2)	0	0	0	0.00	0.00	0	0	
	Total Shareholding of Promoter and	9	14135502	14135502	28.27	28.27	9953250		
	(B) Public shareholding								
1	Institutions								
(a)	Mutual Funds/ UTI	4	79500	0	0.16	0.16	0	0	
(b)	Financial Institutions / Banks	3	400	300	0.00	0.00	0	0	
(c)	Central Government/ State Government(s)	0	0	0	0.00	0.00	0	0	
(d)	Venture Capital Funds	0	0	0	0.00	0.00	0	0	
(e)	Insurance Companies	0	0	0	0.00	0.00	0	0	
(f)	Foreign Institutional Investors	0	0	0	0.00	0.00	0	0	
(g)	Foreign Venture Capital Investors	0	0	0	0.00	0.00	0	0	
(h)	Qualified Foreign Investor	0	0	0	0.00	0.00	0	0	
(i)	Any Other (specify)	0	0	0	0.00	0.00	0	0	
(i-ii)		0	0	0	0.00	0.00	0	0	
(i-ii)									
	Sub-Total (B)(1)	7	79900	300	0.16	0.16	0		



B 2	Non-institutions								
(a)	Bodies corporate	179	24943489	24811789	49.89	49.89		0	
(b)	Individuals							0	
	Individuals - i. Individual shareholders holding nominal share capital up to Rs 1 lakh	22281	5796899	3037734	11.59	11.59		0	
II	ii. Individual shareholders holding nominal share capital in excess of Rs. 1 lakh.								
(c)	Qualified Foreign Investor	48	5038391	3458391	10.08	10.08		0	
(d)	Any Other (specify) Clearing member	4	1520	1520	0.00	0.00		0	
(d-i)									
(d-ii)									
	Sub-Total (B)(2)	22512	35780299	31309434	71.57	71.57		0	
(B)	Total Public Shareholding (B)= (B)(1)+(B)(2)	22519	35860199	31309734	71.73	71.73		0	
	TOTAL (A)+(B)	22528	49995701	45445236	100.00	100.00		0	
(C)	Shares held by Custodians and against which Depository Receipts have been issued								
1	Promoter and Promoter Group	0	0	0	0	0.00		0	
2	Public	0	0	0	0	0.00		0	
	Sub-Total (C)	0	0	0	0	0		0	
	GRAND TOTAL (A)+(B)+(C)	22528	49995701	45445236	100.00	100.00		9953250	




Sr.No	Notes
1	Total foreign shareholding is 1707204 equity shares (3.41% & No. of shareholders - 212) are held by NRI individuals belonging to Public Category.
2	
3	
4	
5	
6	
7	
8	
9	



(1)(b) Statement showing holding of securities (including shares, warrants, convertible securities) of persons belonging to the category "Promoter and Promoter Group"

Sr. No.	Name of the shareholder	Details of Shares held			Encumbered shares (*)		Details of warrants			Details of convertible securities		Total shares (including underlying shares assuming full conversion of warrants and convertible securities) as a % of diluted share capital
		Number of shares held	As a % of grand total (A)+(B)+(C)	No.	As a percentage (V)=(V)/(III)*100	As a % of grand total (A)+(B)+(C) of sub-clause (I)(a)	Number of warrants held	As a % of total number of warrants of the same class	Number of convertible securities held	As a % of total number of convertible securities of the same class		
(i)	(ii)	(iii)	(iv)	(v)	(vi)=(v)/(iii)*100	(vii)	(viii)	(ix)	(x)	(xi)	(xii)	
1	Ruchi Soya Industries Ltd	1771700	3.54	0	0	0	0	0	0	0	3.54	
2	APL International P Ltd	675000	1.35	0	0	0	0	0	0	0	1.35	
3	Ruchi Acroni Industries Ltd	388852	0.78	0	0	0	0	0	0	0	0.78	
4	Nutrela Marketing P Ltd	30000	0.06	0	0	0	0	0	0	0	0.06	
5	Param Foundation P Ltd	6053987	12.11	0	42.83	12.11	0	0	0	0	12.11	
6	Ruchi Infrastructure Ltd	11700	0.02	0	0	0	0	0	0	0	0.02	
7	Ruchi Infotech Ltd	3899263	7.80	0	27.58	7.80	0	0	0	0	7.80	
8	Ahadevi Shahra	5000	0.01	0	0	0	0	0	0	0	0.01	
9	Savitrivevi Shahra	1300000	2.60	0	0	0	0	0	0	0	2.60	
	TOTAL	14135502	28.27	9953250	70.41	19.91	0	0	0	0	28.27	

(*) The term "encumbrance" has the same meaning as assigned to it in regulation 28(3) of the SAST Regulations, 2011




(1)(c)(i) Statement showing holding of securities (including shares, warrants, convertible securities) of persons belonging to the category "Public" and holding more than 1% of the total number of shares

Sr. No.	Name of the shareholder	Number of shares held	Shares as a percentage of total number of shares {i.e., Grand Total (A)+(B)+(C) indicated in Statement at para (1)(a) above}	Details of warrants		Details of convertible securities		Total shares (including underlying shares assuming full conversion of warrants and convertible securities) as a % of diluted share capital
				Number of warrants held	As a % total number of warrants of the same class	Number of convertible securities held	% w.r.t total number of convertible securities of the same class	
1	AVIRAT URJA PRIVATE LIMITED	1949468	3.90	0	0	0	0	3.90
2	ROHINI FOREX PRIVATE LIMITED	3343134	6.69	0	0	0	0	6.69
3	JUSH DEVELOPERS AND ERECTORS P LTD	3806000	7.61	0	0	0	0	7.61
4	TOP SEALS INDIA LIMITED	6976714	13.96	0	0	0	0	13.96
5	JOYFUL DEVELOPERS P LTD	3806075	7.61	0	0	0	0	7.61
6	MONEY CAPFIN PVT LTD	4235796	8.47	0	0	0	0	8.47
7	SURYA PRAKASH HEDA	1611506	3.22	0	0	0	0	3.22
8	ISHAN VYAS	1580000	3.16	0	0	0	0	3.16
TOTAL		27308693	54.62	0	0	0	0	54.62



(D)(d) Statement showing details of locked-in shares

Sr. No.	Name of the shareholder	Number of locked-in shares	Locked-in shares as a percentage of total number of shares {i.e., Grand Total (A)+(B)+(C) indicated in Statement at para (D)(a) above}
1			
2			
3			
4			
5	NOT APPLICABLE		
6			
7			
8			
9			
TOTAL			



(II)(a) Statement showing details of Depository Receipts (DRs)

Sr. No.	Type of outstanding DR (ADRs, GDRs, SDRs, etc.)	Number of outstanding DRs	Number of shares underlying outstanding DRs	Shares underlying outstanding DRs as a percentage of total number of shares {i.e., Grand Total (A)+(B)+(C) indicated in Statement at para (I)(a) above}
1				
2				
3				
4		NOT APPLICABLE		
5				
6				
7				
8				
9				
TOTAL				



(II)(b) Statement showing holding of Depository Receipts (DRs), where underlying shares held by "promoter/promoter group" are in excess of 1% of the total number of shares

Sr. No.	Name of the DR Holder	Type of outstanding DR (ADRs, GDRs, SDRs, etc.)	Number of shares underlying outstanding DRs	Shares underlying outstanding DRs as a percentage of total number of shares {i.e., Grand Total (A)+(B)+(C) indicated in Statement at para (I)(a) above}
1				
2				
3				
4		NOT APPLICABLE		
5				
6				
7				
8				
9				
TOTAL				

